

Details

FPS 630M-NC

Dualmaster




Siemens Sinumerik One with NCU 1740

Comfortable to operate Siemens Sinumerik One contouring control. ShopMill, TFT color-flat-panel 19" multitouch screen.

ShopMill, DIN/ISO und CNC High level language under Sinumerik Operate.

Block processing time: 0.60 ms

Optional:
Machine type switchover:
manual, automatic




Hydromechanic clamping system

The spindles, vertical and horizontal, are equipped with a hydromechanic tool clamping system.

Tool holder **SK 40 / DIN 69872** or **DIN 2080**



Details



Slidable milling head

The vertical milling head can be additionally moved **150 mm** in the longitudinal axis for maximum working range, thus increasing the **X - Y** working area to **630 x 600 mm**.

To make the adjustment of the milling head arm in the longitudinal axis as comfortable as possible, an additional removable handwheel has been installed.



Vertical milling head

The milling head can be swilled **+/- 90°** and can be positioned in any number of degrees via a scale.


Optionally, a **digital angle encoder** can be used to align the vertical milling head with an accuracy of **+ / - 5" (angular seconds)**.

Details



Locking at the milling head

After the horizontal working or swiveling of the milling head it can be quickly brought back again in the **vertical position** via a locking and can therefore be **immediately repositioned**.



Telescopic vertical quill

The vertical spindle is manually telescopic by **80 mm** and can be used as a drilling quill. The telescopic quill has a clamping feature.



Horizontal working (Option)

For horizontal working the milling head must be swiveled by **90°** and pushed backwards.

For horizontal machining, the vertical milling head does **NOT have to** be dismantled, it is pushed into the rest position.

This makes changing the machining levels quick and easy.

Details



Overarm with counterbearing (Option)

Overarm with counterbearing for horizontal working.



Manual handwheels with scale

In addition to the display in the control unit, the scale on the handwheel can be used for positioning.

Manual safety handwheels with scale ring in all axes. All handwheels are freely accessible and arranged in a user-friendly way.


Handwheel rotation (X/Y/Z): 2.5 mm



Electronic handwheel (Option)

Portable, corded, electronic handwheel with machine - function keys.

Details



LED - workspace lighting

The working area of the cabin is illuminated by two **24V - LED light strips**.



Coolant in spindle base

Articulated hoses can be used to ensure that the tool is supplied with coolant in any position.



Coolant tank

External, movable coolant tank with a capacity of **80 liters**.
The coolant pump is integrated in the coolant tank.

Details



Automatic central lubrication

Lubrication of all guides and spindles due to a time interval.



Fixed table

The fixed table is included in the basic equipment of the machine.

It has a clamping surface of **800 x 470 mm** and the max. load is **350 kg**.

The fixed table has **seven 14H7** slots, with a distance of **63 mm**.



Main spindle drive

Main drive by a high-torque direct drive.

Speed range:

20 - 5000 rpm infinitely variable

Output power:

8,0 / 15,2 kW (100%/25% DC)

Torque:

76 / 144 Nm (100%/25% DC)

Details



Feed drive

Internal, infinitely variable, digital feed in all axes.

Feed range:

0 - 5000 rpm infinitely variable

Rapid traverse:

10.000 mm/min



Full protection cabin

Full protection cabin to avoid emissions with optimal, user-friendly 2 side access. Glazed on all sides, front with tempered glass.



Details



Extendable splash guard (Option)

Additional, laterally extendable splash guard in the lower cabin area, under the fixed table.

Protects the operator from coolant and swarf in the leg area, especially during manual operation.



Foot switch for tool clamping (Option)

For convenient clamping of tools without additional pressing of a switch on the control panel.



Details



Minimum quantity lubrication (Option)

Minimum quantity lubrication **UFS20** for coolant (oil mist lubrication) mounted on the spindle base. The nozzle can be removed from the machine. A compressed air supply to the machine is required (4-8 bar at 20 Nm³).



External blowing air on spindle base (Option) Incl. Pneumatic maintenance unit

External blowing air on spindle base with removable nozzle. Incl. articulated hose and pneumatic maintenance unit. A compressed air supply to the machine is required (4-8 bar at 20 Nm³).



Pneumatic maintenance unit

Pneumatic maintenance unit for preparing the external compressed air (for external blowing air).

Details



Machine type switchover (Option)

Switchover by key to the machine type
"hand-controlled milling machine"

Switch between

Manual mode (only manually operable)

NC - mode (3 - safety operation modes*)


*Automatic operation, setup operation, process monitoring operation



Milling splash protection (Option)

Electronically fused splash guard for manual operation.

Spindle operation is only possible in the working position of the cutter guard.



NC - dividing Units (Option)

Single-axis dividing unit with hydraulic spindle clamping and interpolation.

Loading vertical:	340 kg
Loading horizontal:	95 kg
Loading horizontal with tailstock:	170 kg

Center height:	125 mm
Spindle passage:	Ø 30 mm
Dividing accuracy:	+/- 15 sec.
Repeating accuracy:	+/- 4 sec.
Torque on the dividing spindle:	max. 100 Nm

Details




Camera (Option)

Camera for workspace monitoring. The camera is protected against penetration of liquids and dust. Video output via HDMI.



Space Requirement Depth 2300



Space Requirement Height 2215

Space Requirement Width 3250

*Data without safety distances


Details



Swarf conveyor (Option)

For facilitating the removal of swarf from the work area. Swarf conveyor suitable for wet and dry machining.

Discharge height **800 mm.**



*Data without safety distances